

# TOPCRET

The Experts Choice

## Data Sheet

---

**Real  
Metals**



Management  
System  
ISO 45001:2018  
ISO 14001:2015  
ISO 9001:2015  
[www.tuv.com](http://www.tuv.com)  
ID 9108635925



# Real Metals

The **REAL METALS** collection is our exclusive metallic finish line. It is created by installing a Microcemento mixed with real metal powder, and it is this aspect that gives it a very realistic finish. Due to the nature of its composition, it is only suitable for interiors on both floors and walls. It can also be installed in medium humidity areas, as constant exposure to steam and water can cause excessive rust and damage to its appearance.

- CREATE CONTINUOUS, UNIFORM, JOINTLESS SURFACES
- MINIMUM THICKNESS (APPROX. 2 MM)
- EXCELLENT ADHESIVE QUALITIES
- AVAILABLE IN ZINC, ALUMINUM, COPPER, STEEL CORTEN, BRASS, BRONZE WITH THE POSSIBILITY OF MIXING WITH NEUTRAL LIQUID, RED, GREEN OR BLACK TO CREATE SPECIAL EFFECTS AND PLAY WITH THE TEXTURES.
- MORE SUITABLE FOR INDOOR AREAS AND SMALL AREAS

## GENERAL INSTRUCTIONS

Due to its thickness and high adhesion, it is important to consider the reaction of the surface to which it will be applied. Therefore, preparation is essential. Surfaces must be perfectly clean, free of debris and loose objects. No moisture, well leveled and smooth. The condition of the base, especially in relation to the planimetry, will have an important influence on the quality of the finish. Working temperature: between 5 C and 30 C / Consent Support Humidity: up to 18% (measured with wood hydrometer).

## APPLICATION SYSTEM

The product is applied by hand with a metal trowel, with interlocking and semicircular movements. The system is made up of different layers: 2 BASE coats with fiberglass mesh, then 1 layer of Microcemento® (any color). Afterwards, the powder of the chosen Metal Microcemento is mixed metal with its liquid and 2 layers are installed. To obtain the real metal effect, we must sand with the correct grain according to the chosen metal. Finally, sealing is mandatory in the case of floors and damp areas, with 2 coats of sealer and 2 of wax. To achieve the most real metallic effect we should avoid sealing, taking into account how much at first it will stain to the touch and will be unprotected. \*Tips: to make it shine more, trowel repeatedly once the product is dry.

## FINAL CONSIDERATIONS

Once the installation is finished, the floors can be walked on 24 hours later and are perfectly waterproofed after 72 hours. Although it is open to the passage in a short time, it is recommended not to transport or drag weights over it before the first 5 days. Full hardness and drying is reached 21 days after laying

## RULES OF SECURITY

During application always wear: gloves, more than a powder valve, glasses, safety shoes, hearing protection, safety helmet, anything else required by the general directives.

**NOTE:** ALTHOUGH THE TECHNICAL DETAILS AND RECOMMENDATIONS CONTAINED IN THIS DOCUMENT ARE TO THE BEST OF OUR KNOWLEDGE AND EXPERIENCE, ALL INFORMATION INCLUDED HEREIN SHOULD, IN ALL CASES, BE TAKEN AS INDICATIVE AND SUBJECT TO A REVIEW DEADLINE. FOR SPECIAL SITUATIONS; FOR THIS REASON, ANYONE WHO INTENDS TO USE THE PRODUCT MUST ENSURE IN ADVANCE THAT IT IS SUITABLE FOR THE INTENDED APPLICATION. IN ALL CASES, ONLY THE USER IS FULLY LIABLE FOR THE CONSEQUENCES DERIVED FROM THE USE OF THE PRODUCT. CHECK WITH A TOPCRET SPECIALIST FOR ADDITIONAL DETAILS USING THE FOLLOWING EMAIL ADDRESS: [INFO@TOPCRET.COM](mailto:INFO@TOPCRET.COM)

# Real Metals

## GENERAL INSTRUCTIONS






Through frequent cleaning and using a detergent with a neutral PH, we ensure that dust and dirt do not affect the finish and appearance of the Microcement.

**NEVER USE:** Solvents and hydrocarbons, chemical and / or highly aggressive products. Allowed (no more than 2 hrs): anti-stain detergents, hydrochloric acid, Alcohol, Acetic

## STORAGE

Normally, if the cubes are well sealed and properly preserved, avoiding direct sunlight and humid spaces, the shelf life is approximately 2 years for liquid parts and 4 years for powders.

## TEST AND TECHNICAL DATA

	Adhesion resistance, UNE-EN 13892-6	>1,2 N/MM <sup>2</sup>
	Surface hardness, UNE-EN 13892-6:2003	43 N/MM <sup>2</sup>
	Determination of slip / slip resistance of unpolished floors UNE-ENV 12633	27
	Impact resistance, UNE-EN ISO 6272	160 µM
	Wear resistance BCA, UNE-EN 13892-4	>14,7 N/M

## COLORS COLLECTION



# The Experts Choice

[london@topcret.com](mailto:london@topcret.com)  
Phone: +44 (0) 20 7624 2180

Office & Showroom:  
4 Hampstead West  
224 Iverson Rd, London NW6 2HL  
LONDON - UK

[barcelona@topcret.com](mailto:barcelona@topcret.com)  
T. +34 932 741 208

Oficina Central TOPCRET:  
Gran Via de les Corts Catalanes,  
828, 08013  
BARCELONA - ESPAÑA

# TOPCRET



[WWW.TOPCRET.COM](http://WWW.TOPCRET.COM)

